

LEGGI E COMPLETA CON LA LETTERA GIUSTA:

C o G ?

... ERO

... ELATO

... IRCO

... ASA

... UFO

... OLA

PA ...INA

LU ... E

... IMA

LA ... O

... ANE

SE ... A

VI ... ILE

NO ... E

BA ... I

MA ... O

... ODA

... UBO

FU ... ILE

RE ... INA

... ENERE

... ONO

... ASSA

... ATTO

CU ... INA

... ESSO

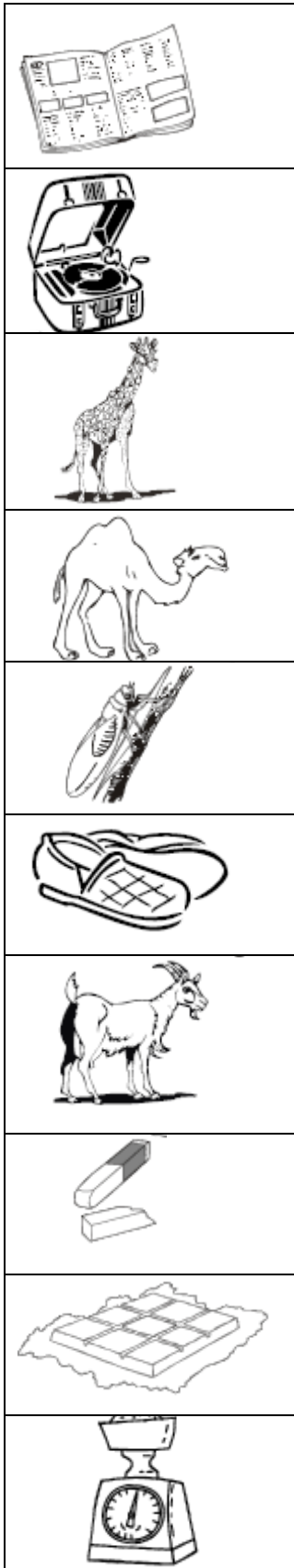
... INTURA

FUN ... O


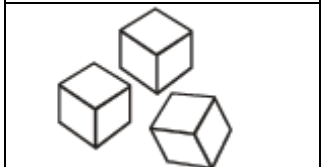



SU ... O

A ... O




# Scrivi le parole in stampato minuscolo e in corsivo



A series of horizontal lines for writing, corresponding to the illustrations on the left. Each illustration has a set of three lines (top, middle, bottom) for writing the word in either uppercase or lowercase letters.




A series of horizontal lines for handwriting practice, corresponding to the illustrations on the left.




A series of horizontal lines for writing, corresponding to the illustrations on the left. The lines are evenly spaced and extend across the page.





A series of horizontal lines for writing, corresponding to the drawings in the column on the left.



A series of horizontal lines for writing, corresponding to the 12 boxes on the left.